



Xytect™ 75WSP

Insecticide

For foliar and systemic insect control in turfgrass (including sod farms), landscape ornamentals, listed fruit and nut trees and interior plantscapes.

ACTIVE INGREDIENT:

Imidacloprid, 1-[(6-Chloro-3-pyridinyl)methyl]-N-nitro-2-imidazolidinimine	75.0%
OTHER INGREDIENTS:	25.0%
TOTAL:	100.0%

Keep water-soluble packets in this container and store in a cool dry place but not below freezing (32° F).

EPA Reg. No. 42750-117-74779 EPA Est. No. 33967-NJ-1

Do not remove packets from container except for immediate use.

PRECAUCION AL USUARIO: Si usted no puede leer o entender ingles, no use este producto hasta que la etiqueta le haya sido explicada ampliamente.

(TO THE USER: If you cannot read or understand English, do not use this product until the label has been fully explained to you.)

©2014 Rainbow Treecare Scientific Advancements
Xytect is a trademark of Rainbow Treecare Scientific Advancements

CONTAINS **22 packets**
EACH CONTAINING **1.6 oz**
NET CONTENTS **2.2 LB**

KEEP OUT OF REACH OF CHILDREN.

CAUTION

See additional precautionary statements and directions for use inside booklet.

STOP -

Read the label before use.



Rainbow Treecare
Scientific Advancements

Distributed By:
Rainbow Treecare Scientific Advancements
11571 K-Tel Drive
Minnetonka, MN 55343

1-877-272-6747

www.treecarescience.com

PULL HERE TO OPEN ▲



FIRST AID**IF SWALLOWED**

- Call a poison control center or doctor immediately for treatment advice.
- Have person sip a glass of water if able to swallow.
- Do not induce vomiting unless told to do so by a poison control center or doctor.
- Do not give anything by mouth to an unconscious person.

IF ON SKIN OR CLOTHING

- Take off contaminated clothing.
- Rinse skin immediately with plenty of water for 15 to 20 minutes.
- Call a poison control center or doctor for treatment advice.

IF IN EYES

- Hold eye open and rinse slowly and gently with water for 15 to 20 minutes. Remove contact lenses, if present, after the first 5 minutes, then continue rinsing eye.
- Call a poison control center or doctor for treatment advice.

In case of emergency call CHEMTREC toll free at **1-800-424-9300**. Have a product container or label with you when calling a poison control center or doctor, or going for treatment.

Note to Physician: No specific antidote is available. Treat the patient symptomatically.

PRECAUTIONARY STATEMENTS**HAZARDS TO HUMANS AND DOMESTIC ANIMALS**

CAUTION: Harmful if swallowed or absorbed through skin. Causes eye irritation. Avoid contact with skin, eyes, or clothing. Avoid breathing vapor.

Applicators and Other Handlers Must Wear:

1. Long-sleeved shirt and long pants
2. Chemical resistant gloves made of: barrier laminate, butyl rubber \geq 14 mils, nitrile rubber \geq 14 mils, neoprene rubber \geq 14 mils, natural rubber \geq 14 mils, polyethylene, polyvinylchloride (PVC) \geq 14 mils or viton \geq 14 mils
3. Shoes plus socks

Follow manufacturer's instructions for cleaning/maintaining personal protective equipment, PPE. If no such instructions for washables exist, use detergent and hot water. Keep and wash PPE separately from other laundry.

ENGINEERING CONTROLS STATEMENTS:

When handlers use closed systems, enclosed cabs, or aircraft in a manner that meets the requirements listed in the Worker Protection Standard (WPS) for agricultural pesticides [40 CFR 170.240(d)(4-6)], the handler PPE requirements may be reduced or modified as specified in the WPS.

Water soluble packets, when used correctly, qualify as a closed mixing/loading system under the Worker Protection Standard [40 CFR 170.607(d)]. Mixers and loaders handling this product while it is enclosed in intact water soluble packets may elect to wear reduced PPE of long-sleeved shirt, long pants, shoes, socks and chemical-resistant gloves.

When reduced PPE is worn because a closed system is being used, handlers must be provided all PPE specified above for "applicators and other handlers" and have such PPE immediately available for use in an emergency, such as a spill or equipment break-down.

Instructions for Using Water Soluble Packages Directly into Spray tanks:

Water Soluble Packages (WSPs) are designed to dissolve in water. Agitation may be used, if necessary, to help dissolve the WSP. Failure to follow handling and mixing instructions can increase your exposure to the pesticide products in WSPs. WSPs, when used properly, qualify as a closed mixing/loading

system under the Agricultural Worker Protection Standard [40 CFR 170.607(d)].

Handling Instructions

Follow these steps when handling pesticide products in WSPs.

1. Mix in spray tank only.
2. Handle WSP(s) in a manner that protects package from breakage and/or unintended release of contents. If package is broken, put on PPE required for clean-up and then continue with mixing instructions.
3. Keep the WSP(s) in outer packaging until just before use.
4. Keep the WSP dry prior to adding to the spray tank.
5. Handle with dry gloves and according to the label instructions for PPE.
6. Keep WSP intact. Do not cut or puncture WSP.
7. Reseal the WSP outer packaging to protect any unused WSP(s).

Mixing Instructions

Follow the steps below when mixing this product, including if tank mixed with other pesticide products. If being tank mixed, the mixing directions 1 through 9 below take precedence over the mixing directions of the other tank mix products.

WSPs may, in some cases, be mixed with other pesticide products so long as the directions for use of all mixed products do not conflict. Do not tank mix this product with products that prohibit tank mixing or have conflicting mixing directions.

1. If a basket or strainer is present in the tank hatch, remove prior to adding the WSP to the tank.
2. Fill tank with water to approximately one-third to one-half of the desired final volume of spray.
3. Stop adding water and stop any agitation.
4. Place intact/unopened WSP(s) into the tank.
5. Do not spray water from a hose or fill pipe to break or dissolve the WSP(s).
6. Start mechanical and recirculation agitation from the bottom of tank without using any overhead recirculation, if possible. If overhead recirculation cannot be turned off, close the hatch before starting agitation.

7. Dissolving the WSP(s) may take up to 5 minutes or longer, depending on water temperature, water hardness and intensity of agitation.
8. Stop agitation before tank lid is opened.
9. Open the lid to the tank, exercising caution to avoid contact with dusts or spray mix, to verify that the WSPs have fully dissolved and the contents have been thoroughly mixed into the solution.
10. Do not add other allowed products or complete filling the tank until the bags have fully dissolved and pesticide is thoroughly mixed.
11. Once the WSP have fully dissolved and any other products have been added to the tank, resume filling the tank with water to the desired level, close the tank lid, and resume agitation.
12. Use the spray solution when mixing is complete.
13. Maintain agitation of the diluted pesticide mix during transport and application.
14. It is unlawful to use any registered pesticide, including WSPs, in a manner inconsistent with its label.

USER SAFETY RECOMMENDATIONS**User should:**

1. Wash hands before eating, drinking, chewing gum, using tobacco or using the toilet.
2. Remove clothing immediately if pesticide gets inside. Then wash thoroughly and put on clean clothing.
3. Remove PPE immediately after handling this product. Wash the outside of gloves before removing. As soon as possible, wash thoroughly and change into clean clothing.

ENV

This product apply directly ent or to inter not contamii washwaters.

This product is or residues of product or allc bees are forac

This chemical associated with this chemical where the wa contamination

PROT

Look for the for each api and instructic
This product
Bees and oth they flower, s

ENVIRONMENTAL HAZARDS

This product is highly toxic to aquatic invertebrates. Do not apply directly to water, or to areas where surface water is present or to intertidal areas below the mean high water mark. Do not contaminate water when disposing of equipment washwaters.

This product is highly toxic to bees exposed to direct treatment or residues on blooming crops or weeds. Do not apply this product or allow it to drift to blooming crops, plants or weeds if bees are foraging the treatment area.

This chemical demonstrates the properties and characteristics associated with chemicals detected in groundwater. The use of this chemical in areas where soils are permeable, particularly where the water table is shallow, may result in groundwater contamination.

PROTECTION OF POLLINATORS (Continued)

Bees and other insect pollinators can be exposed to this pesticide from:

- o Direct contact during foliar applications, or contact with residues on plant surfaces after foliar applications
- o Ingestion of residues in nectar and pollen when the pesticide is applied as a seed treatment, soil, tree injection, as well as foliar applications.

When Using This Product Take Steps To:

- o Minimize exposure of this product to bees and other insect pollinators when they are foraging on pollinator attractive plants around the application site.
- o Minimize drift of this product onto to beehives or to off-site pollinator attractive habitat. Drift of this product onto beehives or off-site to pollinator attractive habitat can result in bee kills.

Information on protecting bees and other insect pollinators may be found at the Pesticide Environmental Stewardship website at: <http://pesticidestewardship.org/PollinatorProtection/Pages/default.aspx>.

Pesticide incidents (for example, bee kills) should immediately be reported to the state/tribal lead agency. For contact information for your state, go to: www.aapco.org/officials.html. Pesticide incidents should also be reported to the National Pesticide Information Center at: www.npic.orst.edu or directly to EPA at: beekill@epa.gov

DIRECTIONS FOR USE

It is a violation of Federal law to use this product in a manner inconsistent with its labeling.

Do not apply this product in a way that will contact workers or other persons, either directly or through drift. Only protected handlers may be in the area during application. For any requirements specific to your State or Tribe, consult the agency responsible for pesticide regulation.

See individual sites for specific pollinator protection application restrictions. If none exist under the specific site, for outdoor foliar applications, follow these application directions.



- Do not apply Xytect™ 75WSP Insecticide while bees are foraging.
- Do not apply Xytect™ 75WSP Insecticide to plants that are flowering.
- Only apply after all flower petals have fallen off.

AGRICULTURAL USE REQUIREMENTS

Use this product only in accordance with its labeling and with the Worker Protection Standard, 40 CFR part 170. This Standard contains requirements for the protection of agricultural workers on farms, forests, nurseries, and greenhouses, and handlers of agricultural pesticides. It contains requirements for training, decontamination, notification, and emergency assistance. It also contains specific instructions and exceptions pertaining to the statements on this label about personal protective equipment (PPE) and restricted-entry interval. The requirements in this box only apply to uses of this product that are covered by the Worker Protection Standard.

Do not enter or allow worker entry into treated areas during the restricted-entry interval (REI) of 12 hours.

Exception: If the product is soil-injected or soil-incorporated, the Worker Protection Standard, under certain circumstances, allows workers to enter the treated area if there will be no contact with anything that has been treated.

AGRICULTURAL USE REQUIREMENTS (Continued)

PPE required for early entry to treated areas that is permitted under the Worker Protection Standard and that involves contact with anything that has been treated, such as plants, soil, or water is:

- Coveralls
- Chemical resistant gloves made of: barrier laminate, butyl rubber ≥14 mils, nitrile rubber ≥14 mils, neoprene rubber ≥14 mils, natural rubber ≥14 mils, polyethylene, polyvinylchloride (PVC) ≥14 mils or viton ≥14 mils
- Shoes plus socks

NON-AGRICULTURAL USE REQUIREMENTS

The requirements in this box apply to uses of this product that are NOT within the scope of the Worker Protection Standard for agricultural pesticides (40 CFR part 170). The WPS applies when this product is used to produce agricultural plants on farms, forests, nurseries, or greenhouses.

Keep children and pets off treated area until dry.

RESTRICTION: Do not formulate this product into other end-use products.

PROTECTION OF POLLINATORS



APPLICATION RESTRICTIONS EXIST FOR THIS PRODUCT BECAUSE OF RISK TO BEES AND OTHER INSECT POLLINATORS. FOLLOW APPLICATION RESTRICTIONS FOUND IN THE DIRECTIONS FOR USE TO PROTECT POLLINATORS.

Look for the bee hazard icon in the Directions for Use for each application site for specific use restrictions and instructions to protect bees and other insect pollinators.

This product can kill bees and other insect pollinators.

Bees and other insect pollinators will forage on plants when they flower, shed pollen, or produce nectar.

STORAGE

Do not contaminate or cleaning of equipment. Do not reuse empty containers.

PESTICIDE STORAGE: Keep container away from excessive heat.

PESTICIDE DISPOSAL: Improper disposal or rinsate is a violation. Do not discharge to water. Contact your State or Tribal Hazardous Waste Regional Office for disposal instructions.

PEST

- Northern & So
- Asiatic garden
- European green
- Green June beetle
- May or June beetle
- Japanese beetle
- Oriental beetle
- Billbugs
- Annual bluegrass
- Black turfgrass
- European Crane
- Mole crickets

Xytect™ 75W

FS
ed)
rmit-
olves
ants,

butyl
bber
lene,

rod-
tec-
part
pro-
i, or

end-

STORAGE AND DISPOSAL
Do not contaminate water, food or feed by storage, disposal or cleaning of equipment. Open dumping is prohibited. Do not reuse empty container.
PESTICIDE STORAGE: Keep pesticide in original container. Keep container tightly closed when not in use. Protect from excessive heat. Store in a cool, dry place.
PESTICIDE DISPOSAL: Pesticide wastes are acutely hazardous. Improper disposal of excess pesticide, spray mixture, or rinsate is a violation of Federal law. If these wastes cannot be disposed of by use according to label instructions, contact your State Pesticide or Environmental Control Agency, or the Hazardous Waste representative at the nearest EPA Regional Office for guidance.

STORAGE AND DISPOSAL (Continued)
CONTAINER HANDLING: Nonrefillable container. Do not reuse or refill this container. Offer for recycling, if available, or dispose of empty container in a sanitary landfill or by incineration.

APPLICATION TO TURFGRASS	
Xytect™ 75WSP Insecticide will control the following soil-inhabiting pests found in turfgrass	
PEST	SCIENTIFIC NAME
Northern & Southern masked chafers Asiatic garden beetle European chafer Green June beetle May or June beetle Japanese beetle Oriental beetle Billbugs Annual bluegrass weevil Black turfgrass atanius European Crane Fly Mole crickets	<i>Cyclocephala borealis</i> , <i>C. immaculata</i> , and/or <i>C. lurida</i> <i>Maladera castanea</i> <i>Rhizotroqus majalis</i> <i>Cotinis nitida</i> <i>Phyllophaga</i> spp. <i>Popillia japonica</i> <i>Anomala orientalis</i> <i>Spherophorus</i> spp. <i>Hyperodes</i> spp. <i>Atanius spretulus</i> and <i>Aphodius</i> spp. <i>Tipula paludosa</i> <i>Scapteriscus</i> spp.
Xytect™ 75WSP Insecticide will suppress cutworms and chinch bugs.	

Xytect™ 75WSP Insecticide can be applied on turfgrass in the following sites: Home lawns, Business and office complexes, Shopping complexes, Multi-family residential complexes, Golf courses, Airports, Cemeteries, Parks, Playgrounds, Athletic fields, Sod farms*.

Xytect™ 75WSP Insecticide has adequate residual activity that applications can be made preceding the egg laying activity of the target pests.

Best control is achieved when applications are made prior to egg hatch of the pests and when rainfall or irrigation after application will penetrate vertically in the soil column carrying the active ingredient into the zone where insects are normally located. In order to move the active ingredient through the thatch, irrigate if rainfall does not occur within 24 hours after application.

Apply 1.6 ounces (1 packet per 8,250 to 11,000 sq ft). Make application prior to egg hatch of grubs, billbugs, annual bluegrass weevil, and European Crane Fly to maximize control.

For chinch bugs (suppression) and mole crickets apply 1.6 ounces (1 packet) per 8,250 sq. ft. For suppression of chinch bugs, make application before the hatching of the first instar nymphs.

For control of mole crickets make application before or during the peak egg hatch period. If adults or large nymphs are actively tunneling, combine applications of Xytect™ 75WSP Insecticide with a remedial insecticide. Follow label instructions for other insecticides when tank-mixing.

Consult your local turf, state Agricultural Experiment Station, or State Extension Service Specialists for more specific information regarding timing of application.

APPLICATION EQUIPMENT FOR USE ON TURFGRASS

Dilute Xytect™ 75WSP Insecticide with enough water to provide adequate volume to promote thorough distribution into the pest zone. Use only accurately calibrated equipment for application to turfgrass. Apply a uniform, coarse droplet spray, using a low pressure setting to eliminate off target drift. Perform calibration on a regular basis to ensure that equipment is distributing product properly.

RESTRICTIONS FOR TURF GRASS:

- Do not exceed a total of 8.6 ounces application (0.4 lb of active ingredient) per acre per year.
- Do not allow this product to contact plants in bloom if bees are foraging in the treatment area.
- Do not mow turf or lawn area, until after adequate irrigation or rainfall has occurred.
- Keep people and pets off treated area until dry.
- Not for use on grasses grown for seed, or on commercial fruit and nut trees.
- Do not graze treated areas or use clippings from treated areas for feed or forage.
- Do not apply through any irrigation system
- Do not apply to areas which are water logged or saturated, which will not allow penetration into the root zone of the plant.
- Use not permitted in Arizona unless otherwise directed by state 24(c) labeling.

Xytect™ 75WSP Insecticide in commercial landscapes. Xytect™ Insecticide that is transported upper foliage. Xytect™ Insecticide a growing area of the ingredient. Adding solution when appropriate.

Application can be made on lawns; including soil. Foliar applications can be made on insect pests.

The systemic translocation when applied to weeds can take 60 days or more to plant. To offset this, use insecticides.

ANT MANAGEMENT
Using Xytect™ 75WSP Insecticide to reduce ant population source. To enhance effectiveness, use bait placements.

APPLICATION TO ORNAMENTALS

Xytect™ 75WSP Insecticide can be applied to ornamental plants in commercial and residential landscapes and interior plantscapes. Xytect™ 75WSP Insecticide is a systemic insecticide that is transported within the plant system from the roots to upper foliage. Xytect™ 75WSP Insecticide must be applied into a growing area of the plant that allows absorption of the active ingredient. Adding soluble nitrogen type fertilizers to the spray solution when appropriate can promote the uptake of the active ingredient.

Application can be made by foliar application or soil applications; including soil injection, drenches, and broadcast sprays. Foliar applications offer locally systemic activity against listed insect pests.

The systemic translocation of active ingredient will be slower when applied to woody plants with soil applications. This delay can take 60 days or longer depending on species and size of plant. To offset this, make applications before anticipated pest infestation.

ANT MANAGEMENT PROGRAMS

Using Xytect™ 75WSP Insecticide to control aphids, scale insects, mealybugs and other sucking pests on ornamentals will reduce ant populations because it removes honeydew as a food source. To enhance control of ants, supplement with residual sprays, bait placements or other ant control tactics.

APPLICATION EQUIPMENT FOR FOLIAR APPLICATIONS

Xytect™ 75WSP Insecticide mixes readily with water and may be used in many types of application equipment. Add a commercial spreader/sticker to promote coverage on hard to wet foliage such as holly, pine, or ivy.

Xytect™ 75WSP Insecticide is compatible with many commonly used fungicides, miticides, liquid fertilizers, and other insecticides. If applicator has no prior experience with a particular tank mix; check physical compatibility by making a small clear jar test using correct proportions of products to be tank mixed.

RESTRICTIONS FOR ALL ORNAMENTALS:

- Keep people and pets off treated area until dry.
- Do not apply more than 8.6 ounces (0.4 lb of active ingredient) per acre per year.
- Not for use in commercial greenhouses, nurseries, or on grasses grown for seed, or on commercial fruit and nut trees.
- Do not apply through any irrigation system
- Do not apply to areas which are water logged or saturated, which will not allow penetration into the root zone of the plant.
- Do not apply this product, by any application method, to linden, basswood or other *Tilia* species
- Do not allow puddling of irrigation water following application.

FOR FOLIAR APPLICATION TO ORNAMENTAL AND NON-BEARING FRUIT & NUT TREES, SHRUBS, EVERGREENS, FLOWERS, FOLIAGE PLANTS, GROUNDCOVERS AND INTERIOR PLANTSCAPES

(Only for Industrial, Commercial Buildings, Residential and Landscaped Areas)

TO CONTROL:

Adelgids
Aphids
Honeylocust Plant Bug
Diptera (Including Rhododendron gall midge,
Honeylocust pod gall midge)
Froghoppers
Galls (Including Hickory stem gall)
Japanese beetles
Lace bugs
Leaf beetles
(Including elm and viburnum leaf beetles)
Leafhoppers
(Including glassy-winged sharpshooter)
Leafminers (Including Boxwood leafminer)

Mealybugs
Planthoppers
Psyllids
Sawfly larvae
Scales (Including Lecanium, Azalea bark,
Calico, Cottony Camellia, Cottony maple,
Cottony taxus)
Spittlebugs
Thrips (suppression) (Including Flower, Pear and
Pine thrips)
Treehoppers
Weevils (Including white Pine and Black vine)
Whiteflies

Apply 1.6 ounces (1 packet) of Xytect™ 75WSP Insecticide per 300 gallons of water. Make foliar applications before high pest populations become established. Reapply on an as needed basis.

To control White grub larvae, (such as Japanese beetle larvae, Chafers, *Phyllophaga* spp. Asiatic garden beetle, Oriental beetle) apply 1.6 ounces (1 packet) per 8,250 to 11,000 sq ft.

Make broadcast applications by mixing specified rate in enough water to uniformly cover the treated area. Do not use less than 2 gallons of water per 1000 sq ft. If necessary, irrigate thoroughly to incorporate Xytect™ 75WSP Insecticide into the upper soil profile.

Refer to use directions specific for FLOWERS and GROUND COVERS concerning additional use directions.

RESTRICTIONS:

- Do not apply more than 8.6 ounces (0.4 lb of active ingredient) per acre per year.
- Do not apply this product, by any application method, to linden, basswood or other *Tilia* species

FOR SOIL APPLICATION TO ORNAMENTAL AND NON-BEARING FRUIT & NUT TREES, SHRUBS, FLOWERS AND GROUNDCOVERS

(Only For Industrial, Commercial Buildings, Residential, and Landscaped Planting Areas)
(Including State, National, and Private Wooded and Forested Areas)

TO CONTROL:

- | | |
|-----------------------------------------------------------------------|------------------------------------------------------------|
| Adelgids | Leafminers |
| Aphids | Mealybugs |
| Armored scales (suppression) | Pine tip moth larvae |
| Black vine weevil larvae | Plant bug |
| Eucalyptus longhorned borer | Psyllids |
| Flatheaded borers
(including bronze, alder and emerald ash borers) | Roundheaded borers
(including Asian longhorned beetles) |
| Japanese beetles | Royal Palm Bugs |
| Lace bugs | Sawfly larvae |
| Leaf beetles
(including elm and viburnum leaf beetles) | Soft scales |
| Leafhoppers | Thrips (suppression) |
| (including glassywinged sharpshooter) | White grub larvae |
| | Whiteflies |

For TREES –

Use the following rates as a function of tree diameter at breast height (DBH):
Apply 1.6 ounces (1 packet) of Xytect™ 75WSP Insecticide per 12 to 48 inches of cumulative trunk diameter for tree(s) intended to be treated.
You may use the higher rate only for trees greater than 15 DBH to control the following pests:
Asian longhorned beetle
Emerald Ash Borer
Eucalyptus longhorned borer
Bronze birch borer
Alder borer
To calculate the higher rates divide the cumulative trunk diameter by 12-23 inches.

EXAMPLES OF HOW TO CALCULATE:

To calculate the lower rate:

- If you have three trees having DBH of 8, 10 & 16 inches, the total cumulative inches of trunk diameter will be 34 inches
(8 + 10 + 16 = 34)
 $34/48 = .708 \times 1.6 \text{ fl. oz. (1 packet)} = 1.13 \text{ oz per tree}$
OR
 $34/24 = 1.417 \times 1.6 \text{ fl. oz. (1 packet)} = 2.27 \text{ oz per tree}$
- If you have a single tree with a DBH of 12 inches, the lower rate range will be:
 $12/48 = 0.25 \times 1.6 \text{ fl. oz (1 packet)} = 0.4 \text{ oz per tree}$
OR
 $12/24 = 0.5 \times 1.6 \text{ fl. oz. (1 packet)} = 0.8 \text{ oz per tree}$

To calculate the higher rate:

- If you have three trees having DBH of 15, 20 & 25 inches, the total cumulative inches of trunk diameter will be 60 inches
(15 + 20 + 25 = 60)
 $60/23 = 2.6 \times 1.6 \text{ fl. oz. (1 packet)} = 4.17 \text{ oz per tree}$
OR
 $60/12 = 5 \times 1.6 \text{ fl. oz. (1 packet)} = 8 \text{ oz per tree}$
- If you have a single tree with a DBH of 30 inches, the higher rate range will be:
 $30/23 = 1.3 \times 1.6 \text{ fl. oz. (1 packet)} = 2.08 \text{ oz per tree}$
OR
 $30/12 = 2.5 \times 1.6 \text{ fl. oz. (1 packet)} = 4.0 \text{ oz per tree}$

RESTRICTION: Do not apply more than 8.53 oz (0.4 lb of active ingredient) per acre per year.
Diameter at Breast Height (D.B.H.) = is measured at 4.5 feet from the ground.

Soil Injection

Mix required d amount of solu mix required dc Maintain a low bution of the li vary depending tion rate. Refe being used for

- GRID SYSTE** foot centers
- CIRCLE SY:** spaced appr drip line of t application c
- BASAL SYS** spaced arou to 12 Inches

Soil Drench

Apply in no les: feet as a drench the root zone. / drench solution removed.

FOR ALL APPI

- Inject an equ:
- Use low pres tribution into
- Maintain soil
- Application t listed may nc

RESTRICTIONS:

- Do not use le
- No Soil Injec folk Counties

Application Techniques:

Soil Injection

Mix required dosage in sufficient water to inject an equal amount of solution in each hole. For concentrate injectors mix required dose with up to 1 gallon of water per DBH inch. Maintain a low pressure and use sufficient solution for distribution of the liquid into treatment zone. Dilution rate may vary depending on equipment used, tree size and application rate. Refer to the instructions for injector equipment being used for guidance.

- **GRID SYSTEM:** Make applications in a grid pattern on 2.5 foot centers within the drip line of the tree.
- **CIRCLE SYSTEM:** Make applications in holes evenly spaced approximately 2 – 3 feet apart in a circle within the drip line of the tree. Larger trees may require additional application circles.
- **BASAL SYSTEM:** Make applications into holes evenly spaced around the base of the tree trunk no more than 6 to 12 inches out from the base.

Soil Drench

Apply in no less than 10 gallons of water per 1000 square feet as a drench around the base of the tree, directed to the root zone. Any plastic or other barrier that may prevent drench solution from reaching the root zone must be removed.

FOR ALL APPLICATION TECHNIQUES:

- Inject an equal amount of water and solution in each hole.
- Use low pressure and sufficient solution for thorough distribution into the treatment zone.
- Maintain soil moisture for 7 to 10 days.
- Application to trees already heavily infested with borers listed may not prevent the eventual loss of the trees.

RESTRICTIONS FOR TREES:

- Do not use less than 4 holes per tree.
- No Soil Injection Applications Allowed In Nassau or Suffolk Counties of New York.

- Do not apply more than 8.53 oz (0.4 lb of active ingredient) per acre per year.
- Do not apply this product, by any application method, to linden, basswood or other *Tilia* species

For SHRUBS

Apply 1.6 ounces (1 packet) of Xytect™ 75WSP Insecticide per 24 to 48 foot of cumulative shrub height.

Soil Injection

Apply to individual plants using dosage Indicated.

Soil Drench

Uniformly apply the dosage in no less than 10 gallons of water per 1000 square feet as a drench around the base of the tree, directed to the root zone. Remove plastic or any other barrier that will stop solution from reaching the root zone.

- Mix required dosage in sufficient water to inject an equal amount of solution in each hole.
- Use low pressure and sufficient solution for distribution of the liquid into the treatment zone.
- Maintain soil moisture for 7 to 10 days.

RESTRICTIONS FOR SHRUBS:

- Do not use less than 4 holes per shrub.
- No Soil Injection Applications Allowed In Nassau or Suffolk Counties of New York.
- Do not apply more than 8.53 oz (0.4 lb of active ingredient) per acre per year.

For FLOWERS and GROUNDCOVERS

Apply 1.6 ounces (1 packet) of Xytect™ 75WSP Insecticide per 8,250 to 11,000 sq ft.

Apply as a broadcast treatment and incorporate into the soil before piling or apply after plants are established. If application is made to established plants, best control is achieved by irrigating after application.



POME FRUITS (For Residential Areas Only)

Includes: Apple, Crabapple, Loquat, Mayhaw, Pear, Pear (oriental), Quince

TO CONTROL:

Aphids (except Woolly apple aphid)
Leafhoppers (including glassy-winged sharpshooter)
Leafminer

Mealybugs
San Jose Scale

Apply 1.6 ounces (1 packet) per 300 gallons of water
OR

2.1 ounces per acre¹ as foliar spray after petal-fall is complete.

- For control of rosy apple aphid, apply prior to leafrolling caused by the pest.
- For first generation leafminer control, make first application as soon as petal fall is complete. Greatest leafminer control will result from the earliest possible application. For second and succeeding generations of leafminer, optimal control is obtained from applications made early in the adult flight against egg and early instar larvae. A second application may be required 10 days later if severe pressure continues or if generations are overlapping a single application may result in suppression only. Xytect™ 75WSP Insecticide will not control late stage larvae.
- For San Jose Scale, time applications to the crawler stage. Treat each generation.
- For late season (preharvest) control of leafhopper species, apply Xytect™ 75WSP Insecticide while most leafhoppers are in the nymphal stage.
- For optimal control of mealybug, insure good spray coverage of the trunk and scaffolding limbs or other resting sites of the mealybug.

RESTRICTIONS FOR RESIDENTIAL POME FRUITS:

- Do not apply more than 2.1 ounces per acre in a single application.
- Do not make more than 4 applications per year.
- Allow 10 or more days between applications.
- Allow at least 7 days between last application and harvest.
- Not for use in California for control on pears.
- Do not apply pre-bloom or during bloom or when bees are foraging.

¹ The amount of Xytect™ 75WSP Insecticide required per acre depends on tree size and/or volume of foliage. The rate per acre is based on a standard of 400 gallons of dilute spray solution per acre for large trees with full foliage.



TO CONTROL:

Yellow pecan aphid
Pecan spittlebug
Black margined aphid
Apply 1.6 ounces (1 packet) per acre

OR
2.1 ounces per acre

Make a second application based spray adjuvant

RESTRICTIONS FOR POME FRUITS:

- Do not apply more than 2.1 ounces per acre in a single application.
 - Use on pecans in residential areas only.
 - Do not make more than 4 applications per year.
 - Allow 10 or more days between applications.
 - Do not apply pre-bloom or during bloom or when bees are foraging.
- ¹ The amount of Xytect™ 75WSP Insecticide required per acre depends on tree size and/or volume of foliage. The rate per acre is based on a standard of 400 gallons of dilute spray solution per acre for large trees with full foliage.

TO CONTROL:

Leafhoppers (including glassy-winged sharpshooter)
Mealybugs

Apply 1.6 ounces (1 packet) per acre

OR
1.0 ounces per acre

RESTRICTIONS FOR POME FRUITS:

- Do not apply more than 2.1 ounces per acre in a single application.
- Allow at least 10 days between applications.
- Applications may be made during bloom or when bees are foraging.



PECAN (For Residential Areas Only)

TO CONTROL:

Yellow pecan aphid
Pecan spittlebug
Black margined aphid

Pecan stem phylloxera
Pecan leaf phylloxera

Apply 1.6 ounces (1 packet) per 300 gal
OR

2.1 ounces per acre as a foliar application as pest pressure begins to increase.¹

Make a second application 10 to 14 days after first if field scouting reveals continued pest pressure. Use of an organosilicone based spray adjuvant at specified rate can insure thorough coverage of foliage.

RESTRICTIONS FOR RESIDENTIAL PECAN TREES:

- Do not apply more than a total of 6.3 ounces of Xytect™ 75WSP Insecticide per acre per year.
- Use on pecans not permitted in California unless directed by specific supplemental labeling.
- Do not make more than 3 applications per year.
- Allow 10 or more days between applications.
- Do not apply pre-bloom or during bloom or when bees are foraging.

¹ The amount of Xytect™ 75WSP Insecticide required per acre may vary and depends on tree size or volume of foliage. The rates given are based on a standard of 400 gallons of dilute spray solutions per acre for large trees with full foliage. DO NOT apply more than 6.3 fluid ounces of Xytect™ 75WSP Insecticide per acre per year.

GRAPES

(For Use Only For Industrial, Commercial Buildings and Residential Planting Areas)

TO CONTROL:

Leafhoppers (including glassy-winged sharpshooter)
Mealybugs

Apply 1.6 ounces (1 packet) per 300 gallons of water
OR

1.0 ounces per acre as a foliar spray using 200 gallons of water per acre.

RESTRICTIONS FOR RESIDENTIAL GRAPES:

- Do not apply more than a total of 2.0 ounces of Xytect™ 75WSP Insecticide per acre per year.
- Allow at least 14 days between applications.
- Applications may be applied up to and including day of harvest.

CONDITIONS OF SALE AND WARRANTY

The DIRECTIONS FOR USE of this product reflect the opinion of experts based on field use and tests. The directions are believed to be reliable and must be followed carefully. However, it is impossible to eliminate all risks inherently associated with use of this product. Crop injury, ineffectiveness, or other unintended consequences may result because of such factors as weather conditions, presence of other materials, or the manner of use or application, all of which are beyond the control of RAINBOW TREECARE SCIENTIFIC ADVANCEMENTS, its Supplemental Distributors, or the Seller. TO THE EXTENT CONSISTENT WITH APPLICABLE LAW, all such risks shall be assumed by the Buyer.

RAINBOW TREECARE SCIENTIFIC ADVANCEMENTS, its Supplemental Distributors and the Seller warrant that this product conforms to the chemical description on the label and is reasonably fit for the purposes referred to in the Directions for Use subject to the inherent risks referred to above. TO THE EXTENT CONSISTENT WITH APPLICABLE LAW, NEITHER RAINBOW TREECARE SCIENTIFIC ADVANCEMENTS NOR ITS SUPPLEMENTAL DISTRIBUTORS MAKE ANY OTHER EXPRESS OR IMPLIED WARRANTY OF FITNESS FOR ANY PARTICULAR PURPOSE OR OF MERCHANTABILITY OR ANY OTHER EXPRESS OR IMPLIED WARRANTY. TO THE EXTENT CONSISTENT WITH APPLICABLE LAW, THIS WARRANTY DOES NOT EXTEND TO, AND THE BUYER SHALL BE SOLELY RESPONSIBLE FOR, ANY AND ALL LOSS OR DAMAGE WHICH RESULTS FROM THE USE OF THIS PRODUCT IN ANY MANNER WHICH IS INCONSISTENT WITH THE LABEL DIRECTIONS.

TO THE EXTENT CONSISTENT WITH APPLICABLE LAW, BUYER'S EXCLUSIVE REMEDY AND THE EXCLUSIVE LIABILITY OF RAINBOW TREECARE SCIENTIFIC ADVANCEMENTS, ITS SUPPLEMENTAL DISTRIBUTORS AND THE

SELLER FOR ANY AND ALL CLAIMS, LOSSES, DAMAGES, OR INJURIES RESULTING FROM THE USE OR HANDLING OF THIS PRODUCT, WHETHER OR NOT BASED IN CONTRACT, NEGLIGENCE, STRICT LIABILITY IN TORT OR OTHERWISE, SHALL BE LIMITED, AT THE MANUFACTURER'S OPTION, TO REPLACEMENT OF OR THE REPAYMENT OF THE PURCHASE PRICE FOR THE QUANTITY OF PRODUCT WITH RESPECT TO WHICH DAMAGES ARE CLAIMED. TO THE EXTENT CONSISTENT WITH APPLICABLE LAW, when Buyer suffers losses or damages resulting from the use or handling of this product (including claims based on contract, negligence, strict liability, or other legal theories), Buyer must promptly notify Seller in writing of any claims to be eligible to receive either remedy stated above. TO THE EXTENT CONSISTENT WITH APPLICABLE LAW, IN NO CASE SHALL RAINBOW TREECARE SCIENTIFIC ADVANCEMENTS, ITS SUPPLEMENTAL DISTRIBUTORS, OR THE SELLER BE LIABLE FOR CONSEQUENTIAL, SPECIAL OR INDIRECT DAMAGES RESULTING FROM THE USE OR HANDLING OF THIS PRODUCT. RAINBOW TREECARE SCIENTIFIC ADVANCEMENTS, its Supplemental Distributors, and the Seller offer this product, and the Buyer accepts it, subject to the foregoing Conditions of Sale and Warranty, which may be varied only by agreement in writing signed by a duly authorized representative of RAINBOW TREECARE SCIENTIFIC ADVANCEMENTS.

No employee or agent of RAINBOW TREECARE SCIENTIFIC ADVANCEMENTS, its Supplemental Distributor, or the Seller is authorized to vary or exceed the terms of this Warranty in any other manner.

EPA Reg. No. 42

©2014 Rainbow
Xytect is a trade



Distributed By:
Rainbow Treecare Scientific Advancements
11571 K-Tel Drive
Minnetonka, MN 55343
1-877-272-6747
www.treecarescience.com

EPA Reg. No. 42750-117-74779 EPA Est. No. 33967-NJ-1

©2014 Rainbow Treecare Scientific Advancements
Xytect is a trademark of Rainbow Treecare Scientific Advancements



CONTAINS **22 packets**
EACH CONTAINING **1.6 oz**
NET CONTENTS **2.2 LB**

Xytect™ Insecticide 75WSP

For foliar and systemic insect control in turfgrass (including sod farms), landscape ornamentals, listed fruit and nut trees and interior plantscapes.

ACTIVE INGREDIENT:	
Imidacloprid, 1-[(6-Chloro-3-pyridinyl)methyl]-N-nitro-2-imidazolidinimine	75.0%
OTHER INGREDIENTS:	25.0%
TOTAL:	100.0%

Keep water-soluble packets in this container and store in a cool dry place but not below freezing (32° F).

EPA Reg. No. 42750-117-74779 EPA Est. No. 33967-NJ-1

Do not remove packets from container except for immediate use.

PRECAUCION AL USUARIO: Si usted no puede leer o entender ingles, no use este producto hasta que la etiqueta le haya sido explicada ampliamente.
(TO THE USER: If you cannot read or understand English, do not use this product until the label has been fully explained to you.)

AD032514

KEEP OUT OF REACH OF CHILDREN.

CAUTION

See additional precautionary statements and directions for use inside booklet.

STOP -
Read the label before use.



JOB 131300

PROOF

THIS PROOF IS TO BE CHECKED FOR ACCURACY

Please review and approve **Text, Spelling, Copy Placement, Size, Shape, Colors** and **Dieline**.

Authorized signature accepts responsibility for accuracy of all copy, color break and artwork. Cimarron Label is not liable for any discrepancies subsequently identified.










PLEASE NOTE: Due to color variance between printers/monitors, the colors represented by this proof cannot be deemed accurate. Please refer to a color matching system such as the Pantone Matching System for a truer representation of spot colors.

THIS PROOF IS NOT ACCURATE FOR COLOR-MATCH.

Dieline does not print.

 **Cimarron Label**
Experts in Extended Text Labeling

4201 North Westport Ave. • Sioux Falls, SD 57107
Phone: (605) 978-0451 • Fax: (605) 978-0463

DATE	JOB NUMBER	CUSTOMER
8/31/17	131300	RAINBOW TREECARE
LABEL SIZE	LEAFLET FOLDED SIZE	LEAFLET FLAT SIZE
3.75" X 5.25"	3.75" X 4.5"	3.75" X 35.5"
LABEL COLORS	LEAFLET "OUT" COLORS	LEAFLET "IN" COLORS
 BLK	 BLK  CYAN  MAG  YELLOW	 BLK  CYAN  MAG  YELLOW
PATTERN VARNISH: <input checked="" type="checkbox"/> YES <input type="checkbox"/> NO		

Form: CS 006L - 11/8/2011

ARTWORK IS APPROVED

REVISED PROOF NEEDED

WE CANNOT PROCESS THIS ORDER WITHOUT AN AUTHORIZED SIGNATURE

Signed _____ Date _____